

CEJ_2022-Tri_Harianto.pdf

by

Submission date: 29-Jan-2022 06:10AM (UTC+0700)

Submission ID: 1750299695

File name: CEJ_2022-Tri_Harianto.pdf (667.7K)

Word count: 5713

Character count: 30725



Performance of Subbase Layer with Geogrid Reinforcement and Zeolite-Waterglass Stabilization

Tri Harianto ^{1*}

¹ Department of Civil Engineering, Hasanuddin University, Makassar 90245, Indonesia.

Received 24 October 2021; Revised 28 December 2021; Accepted 07 January 2022; Published 01 February 2022

Abstract

Some laterite soil is an inferior material for engineering applications such as road and highway pavement, dam construction and filling material. Laterite soil stabilization is required to increase its strength for field application purposes. The potential use of zeolite and waterglass as stabilizing agents is their pozzolanic properties. This study aims to analyze the strength and bearing capacity of laterite soil stabilized by waterglass-activated zeolite and reinforced with geogrid. The sample was prepared with a zeolite percentage of 8, 12, 16 and 20%, and waterglass as much as 2, 4 and 6% with curing times of 0, 7, 14 and 28 days. Furthermore, the physical model test was carried out in the container with the optimum composition obtained from the compressive strength (UCS) and California bearing test (CBR) test. The stabilized subbase layer with geogrid reinforcement was placed on a subgrade layer with a substandard CBR value. The results showed that the compressive strength (UCS) of stabilized soil with a curing time of 7 days was found significantly increased. The CBR value also increased with the content of additive and curing time compared to the untreated soil. The physical model test results showed that the performance of stabilized laterite soil with additives and reinforced by geogrid (ZW-geogrid) as a subbase layer provides more optimal performance in carrying the load compared to the sand-gravel mixtures material.

Keywords: Laterite Soil; UCS; CBR; Zeolite; Waterglass; Geogrid.

1. Introduction

Laterite soils are collected from various weathered rocks under strong oxidizing states and are rich in iron oxides. Laterite soils are found in humid climates, and form in tropical and subtropical areas. Climate (temperature, precipitation and capillary rise), topography (drainage), vegetation, host rock (iron rich rock) and time are the main factors in the formation of laterite. Laterite soil is a natural material that is inexpensive and widely available as a construction material. The performance of laterite soil may range from good to poor for engineering application purposes. However, the use of laterite soil without stabilization often causes problems with bearing capacity, especially when applied to road construction. The problems often encountered in laterite soils include sensitivity, degree of swelling-shrinkage potential and decrease in the strength during and after construction. The solution that can be done by adding additives to laterite soil. Therefore, some previous studies reported that the treatment of reclaimed asphalt pavement (RAP) with coal fly ash using lateritic soil as the base material. The results showed that the CBR value of stabilized lateritic soils increased up to 6% [1]. Some laboratory test results also showed that lateritic soil stabilization significantly increased the CBR and resilient modulus (Mr) of the soil mixtures [2-4].

* Corresponding author: triharianto@unhas.ac.id

 <http://dx.doi.org/10.28991/CEJ-2022-08-02-05>



© 2022 by the authors. Licensee C.E.J, Tehran, Iran. This article is an open access article distributed under the terms and conditions of the Creative Commons Attribution (CC-BY) license (<http://creativecommons.org/licenses/by/4.0/>).

Recent research has shown that the use of fiber in cement-stabilized soil increases its compressive strength significantly [5-7]. The soil ductility significantly increased with no effect to the compressive strength with addition of fiber to the cement-stabilized soil mixture [8]. The presence of fibers in stabilized soil with cement can reduce the occurrence of crack during compressive strength testing [9]. However, the use of cement has a negative impact on the environment with the release of CO₂ in its manufacture. Therefore, several researchers have developed environmentally friendly materials in an effort to reduce the use cement as a stabilizing agent. Utilization of bacteria (i.e., *Bacillus subtilis*) as a biotic soil stabilization agent showed a significant increase in compressive strength and CBR values. The bacteria also can improve the strength and CBR value of coal contaminated soil for the ex-coal mining waste [10, 11]. Moreover, in the last decades, alkaline zeolite materials have been widely used as soil stabilization additives. Zeolite is a pozzolanic material and can be found in large volumes in nature so that it is economically advantageous compared to cement and lime [12].

Several researchers have also developed reinforcement technology of road pavement layer using geogrid to increase the tensile strength of the pavement layer. Geogrid will provide resistance to tensile stresses that occur in the pavement layer when receiving vehicle load. This mechanism will reduce the flexure of the pavement [13]. Geogrid reinforcement installed on the road pavement layer also provides resistance to shear forces. The vertical pressure of the vehicle wheel load will cause deflection and subsequently the geogrids led to the pavement layer. The geogrid tensile stress will provide resistance to the vehicle load. The installation of a single layer geogrid increases the bearing capacity of the subbase layer. However, the deeper the geogrid location from the surface will cause a decrease in the bearing capacity [14]. Study on 80 plate load tests using a 350mm x 350mm square plate was conducted to observe the effect of geogrid position, width, number and tensile strength on the load-deformation response. The similar study also conducted to observe the tensile strength of geogrid on dense and loose layers [15, 16].

In this study, the addition of an additive (zeolite and waterglass) as a stabilization material for laterite soil and reinforced with geogrid was investigated in the laboratory scale. Several mix design tests were carried out to obtain the optimum composition of the laterite soil mixture with mineral additives and subjected to various curing times. The optimum mixture compositions are combined with a single (1 layer) and double geogrid (2 layers) to form a composite layer (ZW-geogrid). The ZW-geogrid layer as a subbase layer is then tested by physical models in the laboratory scale. As a control, a test of subbase layer consisting of the sand-gravel mixture was conducted as a comparison to the reinforced subbase layer.

15

2. Materials and Methods

2.1. Materials

The laterite soil was collected from Sangkaropi borrow pit, Toraja, South Sulawesi Province, Indonesia. The laterite soil sample was filtered through an opening of 0.425mm sieve according to ASTM [17]. The natural water content of laterite soil is 32% and classified as a high plasticity silt (MH). Zeolite is used as a stabilization agent with waterglass (sodium silicate) as an activator. Zeolites are formed as a crystalline alumina-silicates consisting of a three-dimensional framework of SiO₄ and AlO₄ linked by oxygen bonds. This natural zeolite was crushed and screened with an aperture of 0.075mm. Furthermore, the geogrid used in this test has a hole size of 40mm x 40mm with a thickness of 1mm and made of polypropylene material. The tensile strength of geogrid ranging from 15 to 40 kN/m with strain of 2 – 5%.

2.2. Methods

The basic characteristics and mechanical characteristics of laterite soil such as soil density, compressive strength (UCS) and CBR were determined with the reference to the ASTM standard [18-20]. The composition of zeolite used is 8, 12, 16 and 20% while waterglass has a composition of 2, 4 and 6% respectively. The additive mixture composition based on the dry weight of the soil sample to be mixed. The curing time of specimens was set to 0, 7, 14 and 28 days. Prior to the test, all specimens were prepared under conditions of maximum dry density (MDD) with optimum moisture content (OMC). The CBR test was carried out in unsoaked conditions with the assumption of study area where the ground water level was deep enough and the intensity of rainfall was quite low.

The design and composition of the mixture were carried out by initially conducting a compaction test to determine the maximum density and optimum moisture content. Furthermore, the additives (zeolite) and activator (waterglass) were mixed with laterite soil. The mix of laterite soil with stabilizing material was then cured for 0, 7, 14 and 28 days. Compressive strength and CBR tests were carried out for each sample based on its curing period. The value of the optimum mixture composition (soil-ZW mixture) is determined based on the value that meets the design criteria of the road foundation. Furthermore, physical model testing is carried out on three conditions of the road subbase layer. The first model testing was carried out with a subbase layer of a mixture of sand and gravel. The second model was tested with a layer of soil-ZW reinforced with one layer of geogrid (ZW-geogrid). The ZW-geogrid with two layers of geogrid reinforcement was prepared for the third model test. The experimental program in this study is shown in Figure 1.

Physical model testing of the composite subbase layer was carried out in a container with a height of 1.1m, width of 0.9m and length of 1.5m. The size of the container is determined based on the dimensions of the load plate dimension and its zone of influence. The composition of the layer in the container consisted of 2 layers, including alluvial clay as a subgrade with a thickness of 50cm and a subbase composite layer (ZW-geogrid) with a thickness of 15cm which is placed above the subgrade layer. The thickness of the ZW-geogrid layer both single and double geogrid are lower than the standard thickness of the conventional subbase layer in order to observe the effect of the subbase layer thickness. The composition of zeolite and waterglass is determined based on the optimum value obtained from UCS and CBR test results.

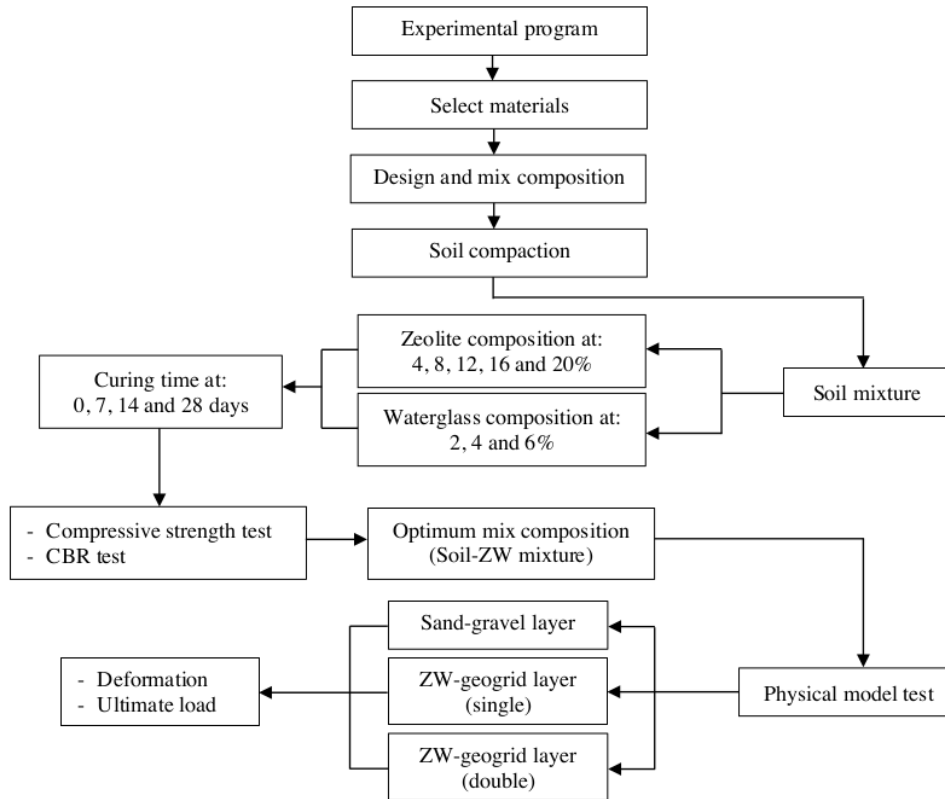


Figure 1. Experimental program

The subgrade layer was prepared with a CBR value of 3.5% to simulate the condition of substandard CBR value (below 6%) which is often found in soft soil. Furthermore, the loading is given by using a plate load test apparatus (30cm in diameter and 2.5cm in thickness) and is loaded until the subbase layer collapses with accordance to ASTM [21]. The previous study reported that the loading stage was terminated when the total settlement was sufficiently large (generally greater than 20mm) [14]. The schematic diagram of the physical model test in the laboratory is shown in Figure 2. Figure 2-a shows the test sequence with a subbase material consisting of a sand-gravel mixture. The second test uses a layer of ZW-geogrid material (1 layer), as shown in Figure 2-b. In the physical model test, the magnitude of the vertical deformation and the ultimate load were measured continuously.

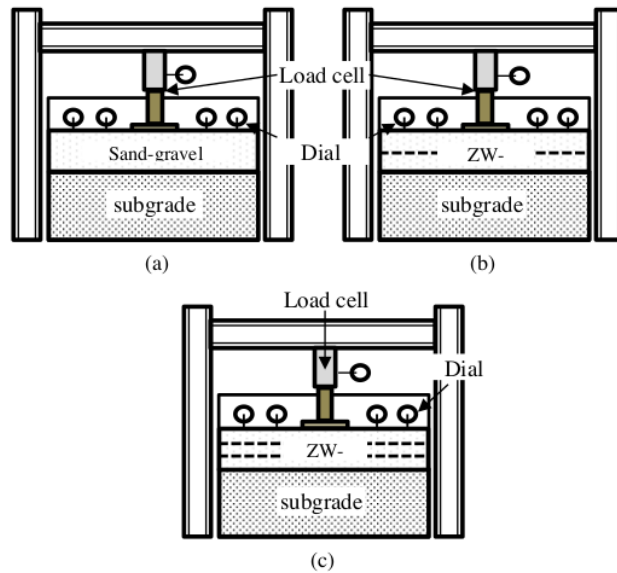


Figure 2. Schematic diagram of experimental setup: (a) Sand-gravel mixture

20

3. Results and Discussion

3.1. Characteristics of Laterite Soil and Additive Materials

12

7

The physical and mechanical characteristics of materials used in this study are presented in Table 1. The laterite soil was classified as silt with high plasticity (MH) with an organic content of 1%. The lateritic soil used in this study has a high level of weathering in alkaline to ultramafic rocks with relatively high dominance of iron metal. This is confirmed by the results of the x-ray diffraction test (XRD) where the FeO content is 59.9%, Al₂O₃ is 17.7%, SiO₂ is 19.2% and remaining compounds are 3.2%. Moreover, the zeolite mineral is dominated by SiO₂ of 64.5% and Al₂O₃ of 17.8%. Zeolite which is a natural pozzolanic material has a compound composition similar to clay minerals but differs in its crystalline structure. Meanwhile, the waterglass as an activator is a waterglass which commercially available.

Table 1. Laterite soil characteristics

Designation	Value	Unit
A. Physical Properties		
Specific Gravity	2.68	
Natural Water Content	32	%
Soil Classification		
a. USCS	MH	
b. AASHTO	A-5	
Attenberg Limit		
a. Liquid limit (LL)	59	%
b. Plastic Limit (PL)	49	%
c. Plasticity Index	10	%
B. Mechanical Properties		
Standard Proctor Test		
a. Optimum Moisture Content (OMC)	25	%
b. Maximum Dry Density (MDD)	14.8	kN/m ³
Unconfined Compression Test (UCT)		
Compressive Strength	97.1	kN/m ³
California Bearing Ratio (CBR)		
Unsoaked	19.0	%

The physical and mechanical properties of laterite soils are highly dependent on the mineralogical composition and grain size distribution of the soil particles. Granulometry vary from fine to coarse depending on the origin and the formation process which will affect the mechanical characteristics such as plasticity and strength. One of the advantages of lateritic soil is the small amount of expandability with an increasing of water compared to other expansive soul types and also depend on its clay mineral [22].

3.2. Compressive Strength of Laterite Soil Stabilized with Zeolite and Waterglass

Variations of the UCS value of laterite soil stabilized with zeolite and waterglass with curing times of 0, 7, 14 and 28 days are shown in Figure 3. The UCS value is expressed as a normalized compressive strength which is the compressive strength ratio between stabilized soil (UCSs) and untreated soil (UCSu). In general, there is an increase in the UCS value for the stabilized laterite soil. The increase in UCS values was found from 300 – 2500 kN/m² (3 to 25 times of magnitude) compared to the original soil (97.1 kN/m²). The highest increase in the UCS value was observed at 20% of zeolite content with 6% of waterglass. Similar behavior of UCS was found for other zeolite-waterglass compositions. The mineral content in zeolite and waterglass plays an important role in increasing the strength of stabilized soil [12].

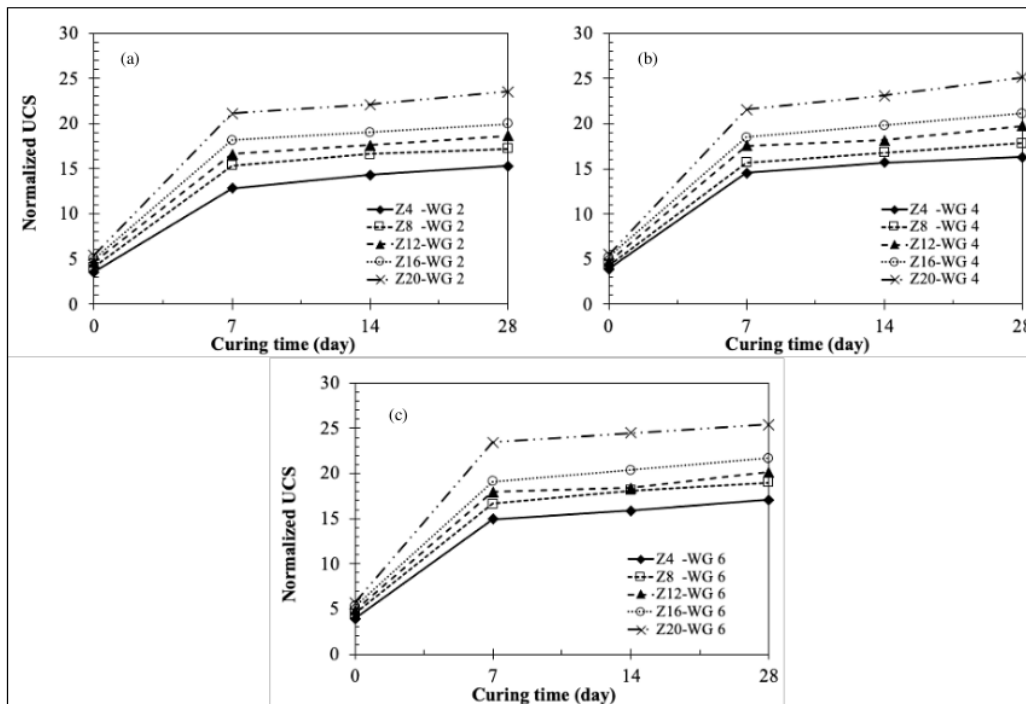


Figure 3. Normalized UCS versus curing time with various waterglass content: (a) 2% (b) 4% and (c) 6%

In general, the increase in the UCS value of the stabilized laterite soil depends on the amount of additive mineral composition added to the laterite soil. However, increasing the zeolite and waterglass content above 20% and 6% respectively is no longer efficient from an economical point of view. Some researchers reported that the 30% of zeolite content as an additive material was the optimum content of mixing. Mixing zeolite exceeding 30% will result in a decrease in its UCS value and is no longer effective [23-25].

Moreover, the UCS value also increased significantly with increasing the curing time. The UCS value changes with variation of waterglass content (2, 4 and 6%) as shown in Figure 4. All the specimens were tested with a curing time of 0, 7, 14 and 28 days. The general trend is the same as the previous test that there is an increase in the UCS value with the addition of water glass content into the laterite soil-zeolite mixed. A significant improvement of UCS value at the curing time of 7 days was observed. Increasing the curing time beyond 7 days, there is no significant change of the UCS value was observed.

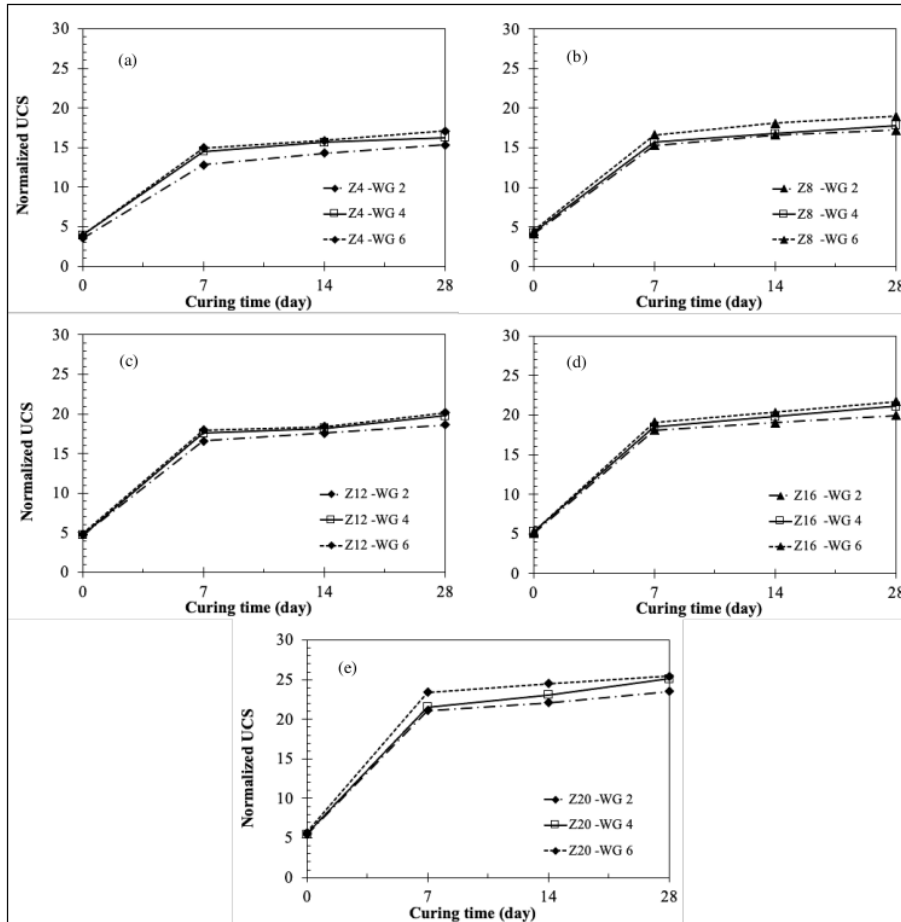


Figure 4. Normalized UCS versus curing time with various zeolite content: (a) 4% (b) 8% (c) 12% (d) 16% and (e) 20%

The addition of a waterglass activator has an effect in increasing the UCS value of the stabilized soil. The higher UCS value of laterite soil stabilized with zeolite and waterglass activator was mainly due to the presence of pozzolanic reaction. The occurrence of reactions between minerals causes a strong bond between soil particles [26]. The high content of silica (SiO_2) and alumina (Al_2O_3) in zeolite affects the cementation reaction with lateritic soil minerals [7, 9]. The cementation reaction is caused by lateritic soil particles which have a high surface charged and can attract positively charge ions (cations). The addition of zeolite into the soil-water system triggers a pozzolanic reaction between H_2O , silica and alumina and subsequently produces and cementation products. The cation exchange reaction is rapid and results in improvements in strength, plasticity and stiffness. Cation exchange and flocculation-agglomeration reactions occur during the curing process [23]. Zeolite particles are microporous and crystalline solids that mixed into laterite soils will result in an increase in soil strength and a decrease in porosity as a result of alkaline-aggregate reaction [27]. Moreover, the effect of curing time also plays an important role in the pozzolanic reaction process which results in an increased compressive strength value.

3.3. California Bearing Ratio of Stabilized Laterite Soil

The CBR values of laterite soil stabilized with zeolite and waterglass activator are shown in Figure 5. In general, it can be observed that the CBR values increased with an increase in the composition of zeolite and waterglass. Similar to the previous section, the CBR value is presented as a normalized CBR which is the CBR ratio between stabilized soil (CBRs) and untreated soil (CBRu). The curing time also increases the CBR value of the stabilized laterite soil. For 28 days curing time, the highest increase in CBR value was found for zeolite content of 20% and waterglass of 6% with an increased ratio of 3.6 times of magnitude compared to untreated soil. Every composition of stabilization agent subjected to the laterite soil meet the requirement of the Indonesian National Standard [28]. The standard requires that the minimum CBR value for the subbase is 20%.

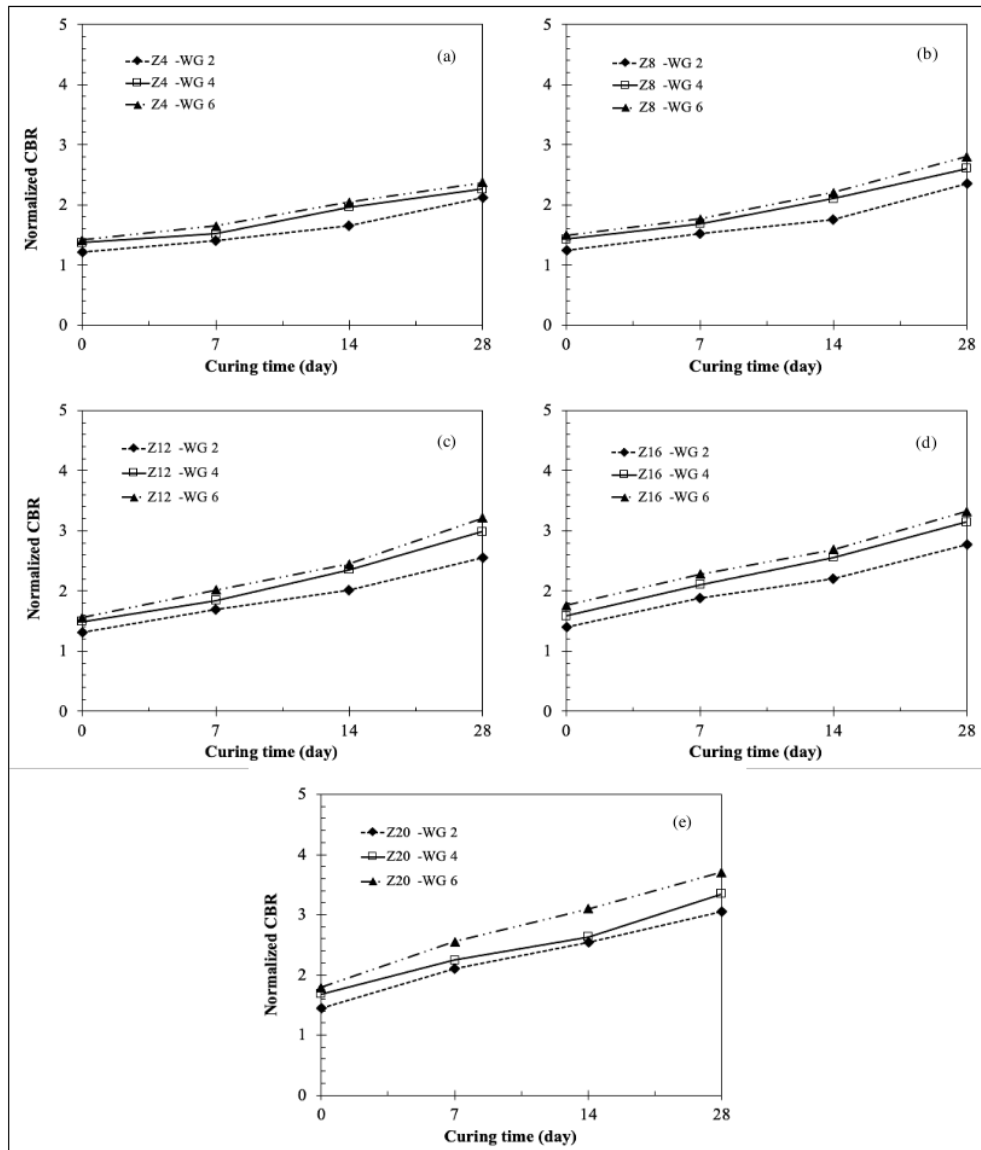


Figure 5. Normalized CBR versus curing time with various zeolite content: (a) 4% (b) 8% (c) 12% (d) 16% and (e) 20%

The additional curing time causes the CBR value of the stabilized soil to experience a significant increase. However, the most significant improvement was found at 28 days curing time which is similar to the UCS test. Increasing the curing time above 28 days is no longer effective because the minimum standard of CBR value for the subbase has been fulfilled. Improvement of CBR_{42} value mainly due to the pozzolan reaction of zeolite and waterglass with laterite soil. Agglomeration of soil causes an increase in the value of compressive strength and its bearing capacity. The improvement of bearing capacity is a result of the increase in stiffness of stabilized soil due to the effects of the cementation process [12]. These results are in good agreement with several previous studies [29, 30].

3.4. Laboratory Physical Model Test

The physical model test in laboratory scale is divided into three test models. Initially, the subbase layer consist of sand-gravel mixed material was tested and used as a control for treated subbase layer. The CBR value of this sand-gravel layer was set at 20% following the Indonesian standard for subbase pavement [28]. The composition of the mixture of zeolite and waterglass (ZW) used in plate load test was set to 4% and 2% respectively. This ZW mixture had a CBR

value 26% which meets the existing standard for subbase CBR value. The composition was determined based on the previous CBR test results with a curing time of 7 days. The curing time was determined based on the compressive strength and CBR results where the curing time more than 7 days did not show a significant increase in soil strength and the bearing capacity had been fulfilled ($CBR > 20\%$).

The vertical deformation reading dials (dials 2-5) is mounted along the side of the load plate while dial 1 is placed on the load plate. The test results in the form of the relationship between load and vertical deformation on several dials installed are presented in Figure 6. The sand-gravel mixed layer shows a significant vertical deformation until the maximum load achieved (collapse at the load of 10 kN) as shown in Figure 6-a. However, the small amount of deformation was observed at dial 2-5 (outer side of the loading plate). As the distance from the loading plate increase, effect on the vertical deformation decreases. This is due to the relatively small of horizontal distribution of stresses. The laterite soil stabilized with zeolite-waterglass and reinforced with geogrid (ZW-geogrid) are then subjected to the same plate load test method. The observed deformation pattern for subbase material consisted of ZW-geogrid with a single layer of geogrid is shown in Figure 6-b. The geogrid layer was placed in the middle of the ZW-geogrid layer (7.5cm from the surface). A small amount of deformation was observed at the dial closest to the plate (dial 2) with a load greater than 20 kN. Similar behavior is also found in the ZW-geogrid with a double geogrid layer. However, for dial 2 the amount of deformation is slightly higher compared to the single geogrid layer as shown in Figure 6-c. This behavior indicates that there is lateral displacement near the surface of the ZW-geogrid layer. The geogrid placed at the depth of 5cm and 10cm provides a large enough shear resistance resulting in lateral displacement of the soil near the surface.

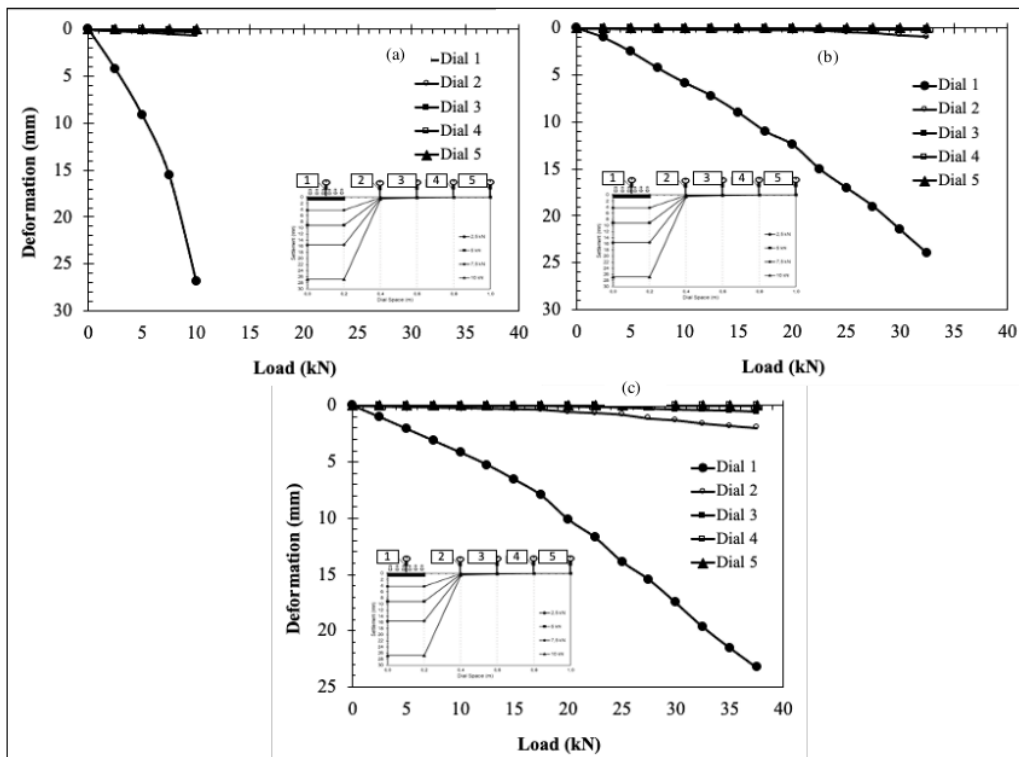


Figure 6. Load-deformation response of various subbase material (a) sand-gravel (b) single geogrid (c) double geogrid

The squeezing mechanism causes the soil between the slab and the geogrid to be laterally deformed. The cause of this phenomenon is due to the rigidity and natural hardness of the geogrid. The presence of shear resistance on the geogrid surface can reduce the potential for vertical deformation under the load plate in the ZW-geogrid layer [31, 32]. Figure 7 shows the relationship between load and vertical deformation for sand-gravel mixture and ZW-geogrid layer both single and double geogrid. It can be seen that the ZW-geogrid layer is able to carry a larger load at the same deformation value. The ZW-geogrid layer not only increase the bearing capacity and the stiffness of the subbase layer which can be seen in the slope of the load-deformation curve, but also changes the load-deformation relationship from ductile to brittle behavior [14].

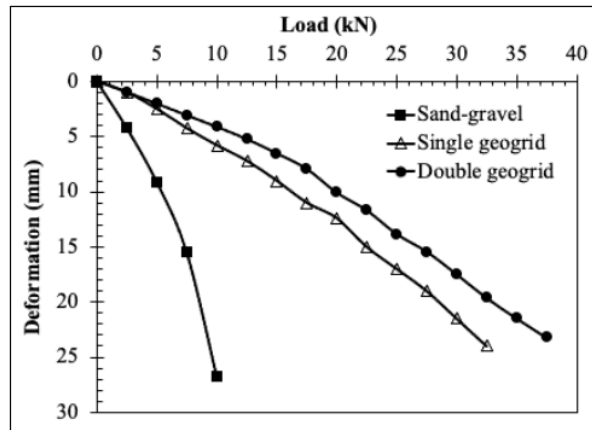


Figure 7. Combination of load-deformation response with various subbase

47

Based on the results of plate load test, it can be determined the magnitude of the ultimate load of the subbase layer as shown in the Figure 8. The upper tangent line is a straight line which is assumed to be a line under elastic conditions. The lower tangent is obtained by plotting a straight line at a higher load which is assumed to be plastic condition. The ultimate load value is determined from the intersection of two tangent lines. From the results of this test, the ultimate load for sand-gravel mixture layer is 6.8 kN and for ZW-geogrid layer for both single and double geogrid was found 18.5 kN and 20.6 kN respectively.

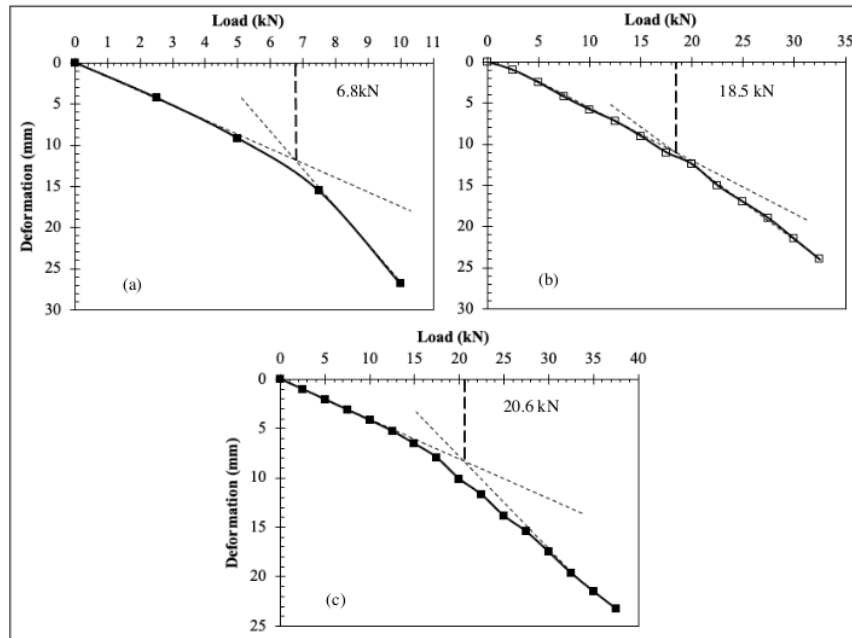


Figure 8. Ultimate load obtained from plate load test (a) sand-gravel mixture (b) ZW-geogrid single layer (c) ZW-geogrid double layer

In the ZW-geogrid layer, the plastic deformation is higher than the elastic deformation under the load plate. The ultimate bearing capacity is determined based on the ratio of ultimate load to the area of the plate. The improvement magnitude of the ZW-geogrid composite can be expressed in terms of the ratio of bearing capacity of ZW-geogrid to the sand-gravel mixture. In this study, the improvement ratio of ZW-geogrid layer bearing capacity was found to be three times of magnitude compared to the sand-gravel mixture layer. This significant increase in bearing capacity shows that the presence of the ZW-geogrid composite layer provides an increase in the performance of the subbase layer.

In addition, the soil strength increases simultaneously, even at large deformation. The horizontal stress increases under the plate during loading, which is the confinement stress increases. The combination of increased stress at large deformation and confining stress results in a stronger and stiffer layer. The vertical stress transferred to the geogrid layer causes a stress reduction. The geogrid redistributes stresses over a wider area, acting as a thin slab. As a result, the deformation response increased with less vertical deformation observed. The vertical deformation rate decreases with the presence of a geogrid layer in the stabilized laterite soil. These results are in good agreement with the previous research. The stresses under the plate load are restrained by the presence of confinement tensions which prevent lateral displacement. The increase in shear stress of the composite material causes the coating to behave like a rigid mattress [33-35]. The confinement effect allows the reinforced soil layer to behave like a mat layer spreading the load over a wider area with higher flexural stiffness and modulus of elasticity. Improvement of these parameters result in a reduction in the load distribution on the foundation layer [36, 37]. Geogrid will provide resistance to tensile stresses that occur in the pavement layer when receiving vehicle load. This mechanism will reduce the flexure of the pavement.

4. Conclusion

The addition of zeolite and waterglass additives to the laterite soil increases the UCS value in 11% with the increase in curing time. Curing time also plays an important role in the pozzolanic reaction process which increases the compressive strength of the stabilized soil. The CBR value increased by 17% rearing the zeolite, waterglass content and curing time. This increase in bearing capacity is a result of the increased strength and stiffness of the stabilized soil due to the effect of the alkali-aggregate reaction. This significant increase in bearing capacity shows that the ZW-geogrid composite layer provides opportunities for this material utilized in field application.

The plate load test results showed that the combination of increased stress at large deformation and confining stress results in a stronger and stiffer material. The stresses under the plate load are restrained by the presence of confinement tensions which prevent lateral displacement. Moreover, the vertical deformation rate decreases with a geogrid layer in the stabilized laterite soil. The increase in shear stress of the composite material causes the coating to behave like a rigid mattress. Stabilized soil combined with a geogrid layer can reduce deformation at the subbase surface. Geogrid will provide resistance to tensile stresses that occur in the pavement layer when receiving vehicle load. This mechanism will reduce the flexure of the pavement. Consequently, the service time of the road increase with the same traffic loading. Although the results of this study provide considerable opportunities for the use of multiple layers of geogrid composite reinforcement to overcome localized soft pavement foundation conditions, an economic assessment of layered geogrid reinforcement on a commercial scale needs to be carried out to apply findings in the large scale project.

5. Declarations

5.1. Data Availability Statement

The data presented in this study are available on request from the corresponding author.

5.2. Funding

The author received no financial support for the research, authorship, and/or publication of this article.

5.3. Acknowledgements

The author would like to acknowledge the data support provided by students and colleagues for precious discussion.

5.4. Conflicts of Interest

The author declares no conflict of interest.

6. References

- [1] Olugbenga, O. A., Nurudeen, T. B., & Adewale, A. C. (2011). Effects of Forage Ash as Stabilizing Agent in Lateritic Soil for Road". *Innovations Sci. Eng.*, 1, 1–8.
- [2] Tuncer B., E., & Benson, C. H. (2007). Sustainable Construction Case History: Fly ash Stabilization of Road-Surface Gravel. In *2007 World of Coal Ash (WOCA), May 7-10, 2007, Northern Kentucky, USA*. World of Coal Ash.
- [3] Hatipoglu, B., Edil, T. B., & Benson, C. H. (2008). Evaluation of Base Prepared from Road Surface Gravel Stabilized with Fly Ash. *Proc. of Geo- Congress 2008: Geotechnics of Waste Management and Remediation*, 288–295. doi:10.1061/40970(309)36.
- [4] Osinubi, K. J. (1998). Influence of compaction delay on the properties of cement stabilized lateritic soil. *Journal of Engineering Research*, 6(1), 13-26.
- [5] Harianto, T., Du, Y. J., Hayashi, S., Suetsugu, D., & Nanri, Y. (2008). Geotechnical properties of soil-fiber mixture as a landfill cover barrier material. *Geotechnical Engineering*, 39(3), 137–143.

- [6] Tang, C., Shi, B., Gao, W., Chen, F., & Cai, Y. (2007). Strength and mechanical behavior of short polypropylene fiber reinforced and cement stabilized clayey soil. *Geotextiles and Geomembranes*, 25(3), 194–202. doi:10.1016/j.geotextmem.2006.11.002.
- [7] Harianto, T., Sitepu, F., & Jasruddin. (2019). Strength improvement of cement stabilized soil by binder mineral additive. *Lowland Technology International*, 21(2), 90–97.
- [8] Liu, C., & Starcher, R. D. (2013). Effects of Curing Conditions on Unconfined Compressive Strength of Cement- and Cement-Fiber-Improved Soft Soils. *Journal of Materials in Civil Engineering*, 25(8), 1134–1141. doi:10.1061/(asce)mt.1943-5533.0000575.
- [9] Mariri, M., Ziaie Moayed, R., & Kordnaej, A. (2019). Stress–Strain Behavior of Loess Soil Stabilized with Cement, Zeolite, and Recycled Polyester Fiber. *Journal of Materials in Civil Engineering*, 31(12), 04019291. doi:10.1061/(asce)mt.1943-5533.0002952.
- [10] Hasriana, Samang, L., Djide, M. N., & Harianto, T. (2018). A study on clay soil improvement with *Bacillus subtilis* bacteria as the road subbase layer. *International Journal of GEOMATE*, 15(52), 114–120. doi:10.21660/2018.52.97143.
- [11] Indriani, A. M., Harianto, T., Djamaluddin, A. R., & Arsyad, A. (2021). Bioremediation of Coal Contaminated Soil As the Road Foundations Layer. *International Journal of GEOMATE*, 21(84), 76–84. doi:10.21660/2021.84.j2124.
- [12] Harianto, T., & Utami, W. D. (2021). Effect of Mineral Additives on the Strength Characteristics of a Laterite Soil. In H. Hazarika (Ed.), *Lecture Notes in Civil Engineering: Vol. 144 LNCE* (pp. 423–431). doi:10.1007/978-981-16-0077-7_37.
- [13] Carroll, R., Walls, J., & Haas, R. (1987). Granular base reinforcement of flexible pavements using geogrids. *Proceeding of Geosynthetics' 87*, IFAI, 46–57.
- [14] Dong, Y.-L., Han, J., & Bai, X.-H. (2010). Bearing Capacities of Geogrid-Reinforced Sand Bases under Static Loading. *Geotechnical Special Publication No. 207, GeoShanghai 2010 International Conference, ASCE*, 275–281. doi:10.1061/41108(381)36.
- [15] Guido, V. A. (1987). Plate Loading Tests on Geogrid-Reinforced Earth Slabs. In *Geosynthetic Conference New Orleans, USA* (pp. 216–225).
- [16] DeMerchant, M. R., Valsangkar, A. J., & Schriver, A. B. (2002). Plate load tests on geogrid-reinforced expanded shale lightweight aggregate. *Geotextiles and Geomembranes*, 20(3), 173–190. doi:10.1016/S0266-1144(02)00006-7.
- [17] ASTM C702-98. (1998). Standard Practice for reducing Samples of Aggregate to Testing Size. ASTM International West Conshohocken, PA
- [18] ASTM D698-12. (2021). Standard Test Methods for Laboratory Compaction Characteristics of Soil using Standard Effort. ASTM International West Conshohocken, PA
- [19] ASTM D2166-16. (2016). Standard Test Method for Unconfined Compressive Strength of Cohesive Soil. ASTM International West Conshohocken, PA.
- [20] ASTM D1883-16. (2016). Standard Test Methods for California Bearing Ratio (CBR) of laboratory-Compacted Soils". ASTM International West Conshohocken, PA.
- [21] ASTM D1194-94. (1994). Standard Test Method for Bearing Capacity of Soil for Static Load and Spread Footings. ASTM International West Conshohocken, PA.
- [22] Tardy, Y. (1997). Petrology of laterites and tropical soils. In *Petrology of laterites and tropical soils* (p. 6).
- [23] Shirmohammadi, S., Jahromi, S. G., Payan, M., & Senetakis, K. (2021). Effect of lime stabilization and partial clinoptilolite zeolite replacement on the behavior of a silt-sized low-plasticity soil subjected to freezing–thawing cycles. *Coatings*, 11(8), 1–21. doi:10.3390/coatings11080994.
- [24] MolaAbasi, H. (2017). Evaluation of zeolite effect on strength of babolsar sand stabilized with cement using unconfined compression test. *Modares Civil Engineering journal*, 16(20), 203-213.
- [25] Goodarzian, A., Ghasemipanah, A., Moayed, R. Z., & Niroumand, H. (2020). Influence of Nanozeolite Particles on Improvement of Clayey Soil. *International Journal of Geotechnical and Geological Engineering*, 14(1), 40–48.
- [26] Li, L., Benson, C. H., Edil, T. B., & Hatipoglu, B. (2008). Sustainable construction case history: Fly ash stabilization of recycled asphalt pavement material. *Geotechnical and Geological Engineering*, 26(2), 177–187. doi:10.1007/s10706-007-9155-2.
- [27] Feng, N. Q., Li, G. Z., & Zang, X. W. (1990). High-strength and flowing concrete with a zeolitic mineral admixture. *Cement, Concrete and Aggregates*, 12(2), 61–69. doi:10.1520/cca10273j.
- [28] S.N.I. (1994). Procedures for Soil Stabilization with Portland Cement for Roads". Indonesian National Standard.
- [29] Osula, D. O. A. (1989). Evaluation of admixture stabilization for problem laterite. *Journal of Transportation Engineering*, 115(6), 674–687. doi:10.1061/(ASCE)0733-947X(1989)115:6(674).

- [30] Mengue, E., Mroueh, H., Lancelot, L., & Eko, R. M. (2017). Mechanical Improvement of a Fine-Grained Lateritic Soil Treated with Cement for Use in Road Construction. *Journal of Materials in Civil Engineering*, 29(11), 04017206. doi:10.1061/(asce)mt.1943-5533.0002059.
- [31] Gabr, M. A., & Hart, J. H. (2000). Elastic Modulus of Geogrid-Reinforced Sand Using Plate Load Tests. *Geotechnical Testing Journal*, 23(2), 245–250. doi:10.1520/gtj11049j.
- [32] Goodarzian, A., Ghasemipناه, A., Moayed, R. Z., & Niroumand, H. (2020). Influence of Nanozeolite Particles on Improvement of Clayey Soil. *International Journal of Geotechnical and Geological Engineering*, 14(1), 40–48.
- [33] Zhou, H., & Wen, X. (2008). Model studies on geogrid- or geocell-reinforced sand cushion on soft soil. *Geotextiles and Geomembranes*, 26(3), 231–238. doi:10.1016/j.geotexmem.2007.10.002.
- [34] Zhang, L., Zhao, M., Shi, C., & Zhao, H. (2010). Bearing capacity of geocell reinforcement in embankment engineering. *Geotextiles and Geomembranes*, 28(5), 475–482. doi:10.1016/j.geotexmem.2009.12.011.
- [35] Koerner, R. M. (2012). *Designing with geosynthetics-Vol. 1* (Vol. 1). Xlibris Corporation.
- [36] Tafreshi, S. N. M., & Dawson, A. R. (2010). Behaviour of footings on reinforced sand subjected to repeated loading - Comparing use of 3D and planar geotextile. *Geotextiles and Geomembranes*, 28(5), 434–447. doi:10.1016/j.geotexmem.2009.12.007.
- [37] Thakur, J. K., Han, J., Pokharel, S. K., & Parsons, R. L. (2012). Performance of geocell-reinforced recycled asphalt pavement (RAP) bases over weak subgrade under cyclic plate loading. *Geotextiles and Geomembranes*, 35, 14–24. doi:10.1016/j.geotexmem.2012.06.004.

ORIGINALITY REPORT

12%	%	12%	%
SIMILARITY INDEX	INTERNET SOURCES	PUBLICATIONS	STUDENT PAPERS

PRIMARY SOURCES

- 1 "Proceedings of GeoShanghai 2018 International Conference: Ground Improvement and Geosynthetics", Springer Science and Business Media LLC, 2018
Publication 2%
- 2 Tayyab Naveed, Yueqi Zhong, Yu Zhicai, Muhammad Awais Naeem, Lu Kai, Xie Haoyang, Amjad Farooq, Zamir Ahmed Abro. "Influence of Woven Fabric Width and Human Body Types on the Fabric Efficiencies in the Apparel Manufacturing", Autex Research Journal, 2020
Publication 1%
- 3 Tri Harianto. "Effects of Fiber Additives on the Desiccation Crack Behavior of the Compacted Akaboku Soil as A Material for Landfill Cover Barrier", Water Air and Soil Pollution, 10/2008
Publication <1%
- 4 DeMerchant, M.. "Plate load tests on geogrid-reinforced expanded shale lightweight <1%

aggregate", Geotextiles and Geomembranes, 200206

Publication

5

Omar S. Asfour. "The Impact of Housing
Densification on Shading Potential of Open
Spaces: A Case Study", Sustainability, 2022

Publication

<1 %

6

Bumjoo Kim, Yongseong Kim. "Strength
characteristics of cemented sand-bentonite
mixtures with fiber and metakaolin additions",
Marine Georesources & Geotechnology, 2016

Publication

<1 %

7

A. Sahin Zaimoglu, Temel Yetimoglu.
"Strength Behavior of Fine Grained Soil
Reinforced with Randomly Distributed
Polypropylene Fibers", Geotechnical and
Geological Engineering, 2011

Publication

<1 %

8

M. Mirzababaei, M. MirafTAB, M. Mohamed, P.
McMahon. "Unconfined Compression
Strength of Reinforced Clays with Carpet
Waste Fibers", Journal of Geotechnical and
Geoenvironmental Engineering, 2013

Publication

<1 %

9

Nilo C. Consoli, Michéle D. T. Casagrande,
Pedro D. M. Prietto, Antônio Thomé. "Plate
Load Test on Fiber-Reinforced Soil", Journal of

<1 %

Geotechnical and Geoenvironmental Engineering, 2003

Publication

10

Qu Jili, Wang Junfeng, Batugin Andrian, Zhu Hao. "Characterization and Comparison Research on Composite of Alluvial Clayey Soil Modified with Fine Aggregates of Construction Waste and Fly Ash", Science and Engineering of Composite Materials, 2021

Publication

<1 %

11

Hossein Mola-Abasi, Mohammad Saberian, Safoura Naderi Semsani, Jie Li, Aghileh Khajeh. "Triaxial behaviour of zeolite-cemented sand", Proceedings of the Institution of Civil Engineers - Ground Improvement, 2018

Publication

<1 %

12

Hongtao Jiang, Yi Cai, Jin Liu. "Engineering Properties of Soils Reinforced by Short Discrete Polypropylene Fiber", Journal of Materials in Civil Engineering, 2010

Publication

<1 %

13

Seyed Naser Moghaddas Tafreshi, Naser Joz Darabi, Gholamhosein Tavakoli Mehrjardi, Andrew Dawson. "Experimental and numerical investigation of footing behaviour on multi-layered rubber-reinforced soil",

<1 %

European Journal of Environmental and Civil Engineering, 2016

Publication

14

Amanda Glaze. "Teaching and Learning Science in the 21st Century: Challenging Critical Assumptions in Post-Secondary Science", Education Sciences, 2018

Publication

<1 %

15

Yuxia Bai, Jin Liu, Yujun Cui, Xiao Shi, Zezhuo Song, Changqing Qi. "Mechanical behavior of polymer stabilized sand under different temperatures", Construction and Building Materials, 2021

Publication

<1 %

16

"Handbook of Environmental Engineering", Wiley, 2018

Publication

<1 %

17

Arif Ali Baig Moghal, Bhaskar C.S. Chittoori, B. Munwar Basha. "Effect of fibre reinforcement on CBR behaviour of lime-blended expansive soils: reliability approach", Road Materials and Pavement Design, 2017

Publication

<1 %

18

Dong, Y.L.. "Numerical analysis of tensile behavior of geogrids with rectangular and triangular apertures", Geotextiles and Geomembranes, 201104

Publication

<1 %

19

Prabir K. Kolay, Basanta Dhakal, Sanjeev Kumar, Vijay K. Puri. "Effect of Liquid Acrylic Polymer on Geotechnical Properties of Fine-Grained Soils", International Journal of Geosynthetics and Ground Engineering, 2016

Publication

<1 %

20

Rojimul Hussain, K. Ravi. "Investigating unsaturated hydraulic conductivity and water retention characteristics of compacted biochar-amended soils for potential application in bioengineered structures", Journal of Hydrology, 2021

Publication

<1 %

21

S. K. Ahirwar, J. N. Mandal. "Behaviour of bamboo grid-reinforced soil bed", International Journal of Geotechnical Engineering, 2018

Publication

<1 %

22

Seyed Taha Tabatabaei Aghda, Ali Ghanbari, Gholamhosein Tavakoli Mehrjardi. "Evaluating the Applicability of Geocell-Reinforced Dredged Sand Using Plate and Wheel Load Testing", Transportation Infrastructure Geotechnology, 2018

Publication

<1 %

23

Demir, Ahmet, Mustafa Laman, Abdulazim Yildiz, and Murat Ornek. "Large scale field tests on geogrid-reinforced granular fill

<1 %

underlain by clay soil", Geotextiles and Geomembranes, 2013.

Publication

24

Dipti Ranjan Biswal, Umesh Chandra Sahoo, Suresh Ranjan Dash. "Mechanical characteristics of cement stabilised granular lateritic soils for use as structural layer of pavement", Road Materials and Pavement Design, 2018

Publication

<1 %

25

Emmanuel Mengue, Hussein Mroueh, Laurent Lancelot, Robert Medjo Eko. "Mechanical Improvement of a Fine-Grained Lateritic Soil Treated with Cement for Use in Road Construction", Journal of Materials in Civil Engineering, 2017

Publication

<1 %

26

Jianjun Fu, Junfeng Li, Cheng Chen, Rui Rui. "DEM-FDM Coupled Numerical Study on the Reinforcement of Biaxial and Triaxial Geogrid Using Pullout Test", Applied Sciences, 2021

Publication

<1 %

27

Prasanna P. Kulkarni, J.N. Mandal. "Strength evaluation of soil stabilized with nano silica-cement mixes as road construction material", Construction and Building Materials, 2022

Publication

<1 %

28

Prayoon Fongsatitkul, Panagiotis Elefsiniotis, Duangta Kitkaew, Chaiwat Rungsipanodorn. "Use of Rice Husk Ash as an Admixture to Remove Chromium from a Tannery Waste", *Water, Air, & Soil Pollution*, 2011

Publication

<1 %

29

Seyhan Fırat, Sedef Dikmen, Gülgün Yılmaz, Jamal Mohamad Khatib. "Characteristics of Engineered Waste Materials Used for Road Subbase Layers", *KSCE Journal of Civil Engineering*, 2020

Publication

<1 %

30

Sireesh, S.. "Bearing capacity of circular footing on geocell-sand mattress overlying clay bed with void", *Geotextiles and Geomembranes*, 200904

Publication

<1 %

31

Yifan Min, Jun Wu, Bo Li, Jinjin Zhang. "Effects of Fly Ash Content on the Strength Development of Soft Clay Stabilized by One-Part Geopolymer under Curing Stress", *Journal of Materials in Civil Engineering*, 2021

Publication

<1 %

32

A. Khansari, L. Vollmert. "Load transfer and deformation of geogrid-reinforced piled embankments: field measurement", *Geosynthetics International*, 2019

Publication

<1 %

33

Abdulla A. Sharo, Ahmed S. Alawneh, Hadeel N. Al zghool, Samer R. Rabab'ah. "Effect of Alkali-Resistant Glass Fibers and Cement on the Geotechnical Properties of Highly Expansive Soil", Journal of Materials in Civil Engineering, 2022

Publication

<1 %

34

C.O. Okagbue, T.U.S. Onyeobi. "Potential of marble dust to stabilise red tropical soils for road construction", Engineering Geology, 1999

Publication

<1 %

35

Hossein MolaAbasi, Mohammad Saberian, Safoura Naderi Semsani, Jie Li, Aghileh Khajeh. "Triaxial behavior of zeolite-cemented sand", Proceedings of the Institution of Civil Engineers - Ground Improvement, 2018

Publication

<1 %

36

Jian-Hua Yin, Jie-Qiong Qin, Wei-Qiang Feng. "Novel FBG-Based Effective Stress Cell for Direct Measurement of Effective Stress in Saturated Soil", International Journal of Geomechanics, 2020

Publication

<1 %

37

Lei Gao, Qiuyue Zhou, Xiangjuan Yu, Kexiong Wu, Ali H Mahfouz. "Experimental study on the unconfined compressive strength of carbon fiber reinforced clay soil", Marine Georesources & Geotechnology, 2015

Publication

<1 %

38 Mehdi Zadehmohamad, Jafar Bolouri Bazaz. <1 %
"Cyclic behaviour of geocell-reinforced backfill
behind integral bridge abutment",
International Journal of Geotechnical
Engineering, 2017
Publication

39 MohammadReza Sharbaf, Nader Ghafoori. <1 %
"Laboratory evaluation of geogrid-reinforced
flexible pavements", Transportation
Engineering, 2021
Publication

40 Nazile Ural. "The significance of scanning
electron microscopy (SEM) analysis on the
microstructure of improved clay: An
overview", Open Geosciences, 2021
Publication

41 S.W. Perkins, M. Ismeik. "A Synthesis and
Evaluation of Geosynthetic-Reinforced Base
Layers in Flexible Pavements- Part I",
Geosynthetics International, 1997
Publication

42 Salar Shirkhanloo, Mohammad Najafi, Vinayak
Kaushal, Mehrdad Rajabi. "A Comparative
Study on the Effect of Class C and Class F Fly
Ashes on Geotechnical Properties of High-
Plasticity Clay", CivilEng, 2021
Publication

43

Tavakoli Mehrjardi, Gh., S.N. Moghaddas Tafreshi, and A.R. Dawson. "Combined use of geocell reinforcement and rubberâ€"soil mixtures to improve performance of buried pipes", *Geotextiles and Geomembranes*, 2012.

Publication

<1 %

44

V. D. H. Tran, M. A. Meguid, L. E. Chouinard. "Three-Dimensional Analysis of Geogrid-Reinforced Soil Using a Finite-Discrete Element Framework", *International Journal of Geomechanics*, 2015

Publication

<1 %

45

Vinod, P.. "Behaviour of a square model footing on loose sand reinforced with braided coir rope", *Geotextiles and Geomembranes*, 200912

Publication

<1 %

46

Joseph Ejelikwu Edeh, Manasseh Joel, Adamu Abubakar. "Sugarcane bagasse ash stabilization of reclaimed asphalt pavement as highway material", *International Journal of Pavement Engineering*, 2018

Publication

<1 %

47

Springer Proceedings in Physics, 2007.

Publication

<1 %

Exclude quotes On

Exclude bibliography On

Exclude matches < 5 words